



# Virtual Annual General Meeting Online Guide

# Virtual Annual General Meeting Online Guide

## Before you begin

Ensure your browser is compatible. You can easily check your current browser by going to the website: **whatismybrowser.com**

---

Supported browsers are:

- Chrome – Version 44 & 45
- Firefox – 40.0.2 and after
- Safari – OS X v10.9 “Mavericks” & OS X v10.10 “Yosemite”
- Internet Explorer 9 and up (please note Internet Explorer 8 is not supported)

The virtual meeting is viewable from desktops and laptops. To attend and vote at the virtual annual general meeting you must have:

- NZX registered holders: Shareholder number and authorisation code (FIN)
- ASX registered holders: Shareholder number and postcode

If you are an appointed proxy you will need your proxy number which will be provided by Link Market Services prior to the meeting. **Please make sure you have this information before proceeding.**



## Step 2

Login to the portal using your full name, email address, and company name (if applicable).

---

Please read and accept the terms and conditions before clicking on the blue **‘Register and Watch Annual General Meeting’** button. Once you have logged in you will see:

- On the left – a live video webcast of the Annual General Meeting
- On the right – the presentation slides that will be addressed during the Annual General Meeting.

**Note:** After you have logged in we recommend that you keep your browser open for the duration of the meeting. If you close your browser, your session will expire. If you attempt to log in again, you will be sent a recovery link via email for security purposes.

## Step 1

Open your web browser and go to [virtualmeeting.co.nz](http://virtualmeeting.co.nz) and select the relevant meeting.

---



## Navigating

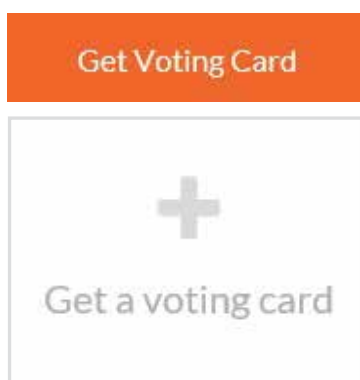
At the bottom of the webpage under the webcast and presentation there are three boxes. Refer to each section below for operating instructions.

- 1 Get a voting card
- 2 Ask a Question
- 3 Downloads



## 1. Get a voting card

To register to vote - click on the 'Get a voting card' box at the top of the webpage or below the videos.



This will bring up a box which looks like this.

If you are an individual or joint Shareholder you will need to register and provide validation by entering your details in the top section:

- **NZX registered holders:** Shareholder number and authorization code (FIN)
- **ASX registered holders:** Shareholder number and postcode

If you are an appointed Proxy, please enter the Proxy Number issued to you by Link Market Services in the PROXY DETAILS section. Once you have entered your appropriate details click the blue **'SUBMIT DETAILS AND VOTE'** button.

Once you have registered, your voting card will appear with all of the resolutions to be voted on by Shareholders at the Annual General Meeting (as set out in the Notice of Meeting). You may need to use the scroll bar on the right hand side of the voting card to scroll up or down to view all resolutions.

Shareholders and proxies can either submit a Full Vote or a Partial Vote. You can move between the two tabs by clicking on **'Full Vote'** or **'Partial Vote'** at the top of the voting card.

# Virtual Annual General Meeting Online Guide *continued*

ADRISA PTY LTD X39210924

## Voting Card

Please complete your vote by selecting the required voting instruction (For, Against or Abstain) for each resolution. If you would like complete a partial vote, please specify the number of votes for each resolution in the Partial Vote section. Proxy holder votes will only be applied to discretionary (undirected) votes. Directed votes will be applied as per the the sharholder's voting instructions.

Full Vote Partial Vote

**Resolution 2B** For Against Abstain  
RE-ELECTION OF MR ANTHONY FROGGATT AS A DIRECTOR

**Resolution 2C** For Against Abstain  
RE-ELECTION OF MR JOHN BORGHETTI AS A DIRECTOR

**Resolution 3** For Against Abstain  
INCREASE TO DIRECTORS' MAXIMUM FEE POOL LIMIT

**Resolution 4** For Against Abstain  
PARTICIPATION BY EXECUTIVE DIRECTOR IN THE 2016-2018 LONG TERM INCENTIVE PLAN

SUBMIT VOTE

## Full Votes

To submit a full vote on a resolution ensure you are in the **'Full Vote'** tab. Place your vote by clicking on the **'For'**, **'Against'**, or **'Abstain'** voting buttons.

## Partial Votes

To submit a partial vote on a resolution ensure you are in the **'Partial Vote'** tab. You can enter the number of votes you would like to vote (for any or all) resolution/s. The total amount of votes that you are entitled to vote for will be listed under each resolution. When you enter the number of votes in a certain box it will automatically tally how many votes you have left.

**Note:** If you are submitting a partial vote and do not use all of your entitled votes, the un-voted portion will be submitted as No Instruction and therefore will not be counted.

Once you have finished voting on the resolutions scroll down to the bottom of the box and click the blue **'Cast Vote'** or **'Cast Partial Vote'** button.

**Note:** You are able to close your voting card during the meeting without submitting your vote at any time while voting remains open. Any votes you have already made will be saved for the next time you open up the voting card. The voting card will appear on the bottom left corner of the webpage. The message **'Not yet submitted'** will appear at the bottom of the page.

You can edit your voting card at any point while voting is open by clicking on **'Edit Card'**. This will reopen the voting card with any previous votes made.

If at any point you have submitted your voting card and wish to make a change while voting is still open you can do so by clicking the **'Edit Card'** button and making the required change. Once you have completed your card select the blue **'Cast Vote'** or **'Cast Partial Vote'** button.

The voting card remains editable until the voting is closed at the conclusion of the Annual General Meeting. Once voting has been closed all voting cards, submitted and un-submitted, will automatically be submitted and cannot be changed.

At the conclusion of the Annual General Meeting a red bar with a countdown timer will appear at the top of the Webcast and Slide windows advising the remaining voting time available to shareholders. Please make any changes required to your voting cards at this point and submit your voting cards.

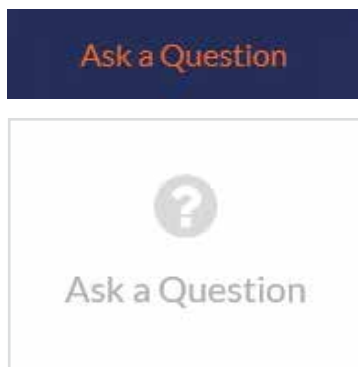
If an additional resolution is proposed during the meeting, there will be a short delay while the resolution is added to the voting card. Once the resolution has been added you will be notified by the Chairman during the meeting. In order to vote on the extra resolution you will need to reopen your voting card to cast your vote by clicking the **'Edit Card'** button.

**Note:** Registration for the Annual General Meeting and voting opens one hour before the meeting begins.

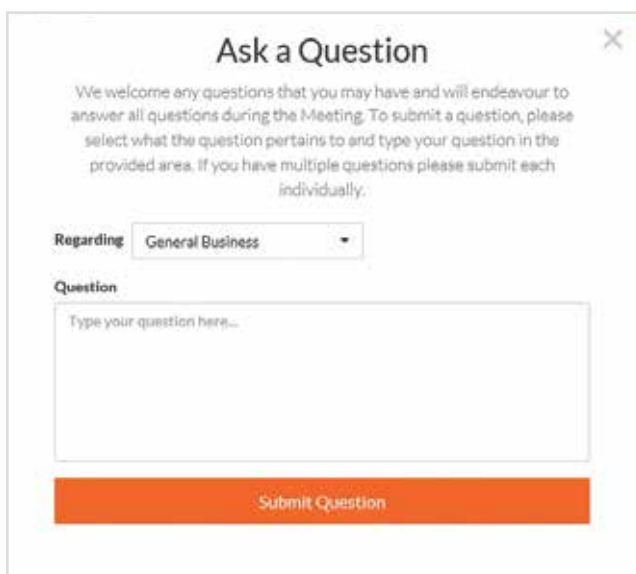
## 2. How to ask a question

**Note:** Only shareholders are eligible to ask questions.

You will only be able to ask a question after you have registered to vote. If you would like to ask a question, click on the 'Ask a Question' box either at the top or bottom of the webpage.



The 'Ask a Question' box will then pop up with two sections for completion.



In the 'Regarding' section click on the drop down arrow and select one of the following categories:

- General Business
- Resolution 1
- Resolution 2
- Resolution 3
- Resolution 4
- Resolution 5
- Resolution 6

After you have selected your question category, click in the 'Question' section and type your question.

When you are ready to submit your question - click the blue 'Submit Question' button. This will send the question to the Management/Board.

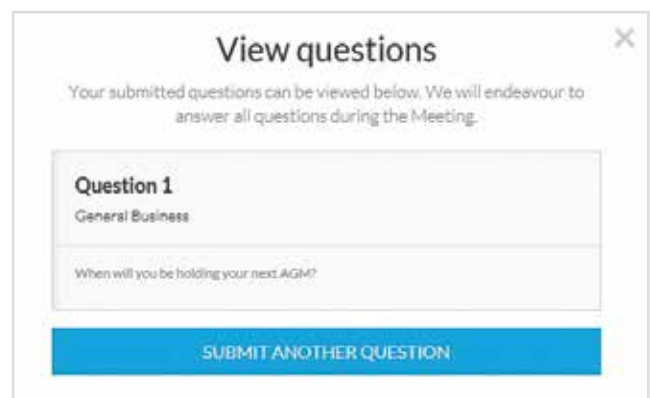
Note that not all questions are guaranteed to be answered during the Annual General Meeting, but we will do our best to address your concerns.

Once you have asked a question a 'View Questions' box will appear.

At any point you can click on 'View Questions' and see all the questions you have submitted. Only you can see the questions you have asked.

**Note:** You can submit your questions by this method one hour before the meeting begins, if you have registered to vote. You can continue to submit questions up until the close of voting.

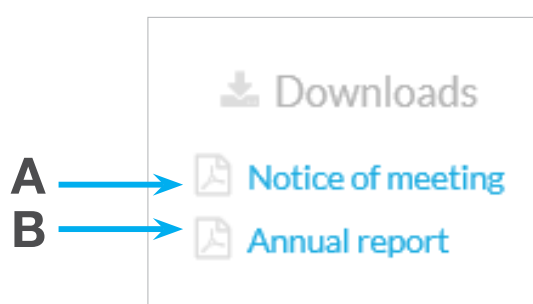
If your question has been answered and you would like to exercise your right of reply, you can do so by submitting another question.



# Virtual Annual General Meeting Online Guide continued

## 3. Downloads

If you would like to see the Notice of Annual General Meeting or the Annual Report you can do so here.



- To download the Notice of Meeting – click A
- To download the Annual Report – click B

When you click on these links the file will open in another tab in your browser.

## Voting closing

Voting will close 5 minutes after the close of the Annual General Meeting.

At the conclusion of the Annual General Meeting a red bar with a countdown timer will appear at the top of the Webcast and Slide screens advising the remaining voting time. If you have not yet submitted your vote at this point, you will be required to do so now.

At the close of the meeting any votes you have placed will automatically be submitted.



## Contact us

**Australia**  
T +61 2 8280 7100  
E info@linkmarketservices.com.au

**New Zealand**  
T +64 9 375 5998  
E enquiries@linkmarketservices.co.nz

**United Arab Emirates**  
T +27 72 6299034  
E paular@linkmarketservices.co.za